

Shelving

Construction Options and Modifications

APC -- All Plywood Construction
 MI --- Matching Interior
 RD --- Reduced Depth
 ID --- Increased Depth

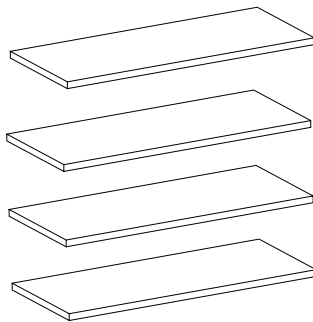
Material dimensions may be nominal based on lumber industry standards.

Specifications subject to change without notice.

SK	15	24
code	width	height

Shelf Kits

(price book pg. J2)



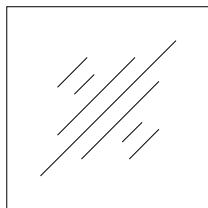
12" Deep	18" Deep	24" Deep
SK912	SK918	SK924
SK1212	SK1218	SK1224
SK1512	SK1518	SK1524
SK1812	SK1818	SK1824
SK2112	21" Deep	SK2124
SK2412	SK921	SK2424
SK2712	SK1221	SK2724
SK3012	SK1521	SK3024
SK3312	SK1821	SK3324
SK3612		SK3624

- Four 3/4" Viraguard laminated shelves
- Edgeworked one long edge
- Sixteen shelf clips included
- Recommended for tall cabinets

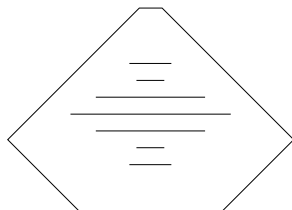
●	APC
●	MI
●	RD
●	ID

Acrylic Shelf Kits

(price book pg. J2)



PSK



PSKWA

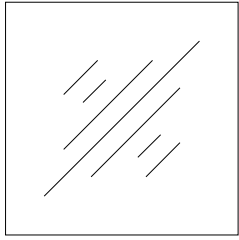
PSK9	<i>For cabinets with increased depth</i>
PSK12	PSK9 •ID15
PSK15	PSK12 •ID15
PSK18	PSK15 •ID15
PSK21	PSK18 •ID15
PSK24	PSK21 •ID15
PSK27	PSK24 •ID15
◆ PSK30	PSK27 •ID15
◆ PSK33	◆ PSK30 •ID15
◆ PSK36	◆ PSK33 •ID15
◆ PSK39	◆ PSK36 •ID15
◆ PSK42	◆ Cannot be used with W3030 BUTT, W3630 BUTT or any open cabinets 30" or wider. A center stile is needed for support.
◆ PSK45	☆ <i>Not available in Reduced Depth (RD)</i>
◆ PSK48	
PSK1218	
PSK1518	
PSK1818	
☆ PSK1221	
☆ PSK1521	
☆ PSK1821	
<i>For Wall Angle</i>	
☆ PSKWA24	
☆ PSKWA27	

- Fits peninsula and standard wall cabinets
- Includes two 1/2" acrylic shelves polished edge all four sides and ten glass shelf rests

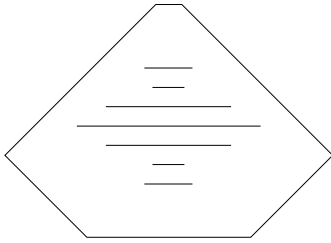
●	APC
●	MI
☆	RD
●	ID

Adjustable Acrylic Shelf Kits

(price book pg. J3)



APSK



APSKWA

- APSK12
- APSK15
- APSK18
- APSK21
- APSK24
- APSK27
- ◆ APSK30
- ◆ APSK33
- ◆ APSK36
- ◆ APSK39
- ◆ APSK42
- ◆ APSK45
- ◆ APSK48
- APSK1218
- APSK1518
- APSK1818
- ☆ APSK1221
- ☆ APSK1521
- ☆ APSK1821
- For Wall Angle
- ☆ APSKWA24
- ☆ APSKWA27

For cabinets with increased depth

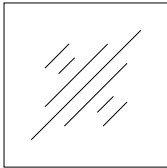
- APSK12 •ID15
- APSK15 •ID15
- APSK18 •ID15
- APSK21 •ID15
- APSK24 •ID15
- APSK27 •ID15
- ◆ APSK30 •ID15
- ◆ APSK33 •ID15
- ◆ APSK36 •ID15
- ◆ Cannot be used with W3030 BUTT, W3630 BUTT or any open cabinets 30" or wider. A center stile is needed for support.
- ☆ **Not** available in Reduced Depth (RD)

- Fits peninsula and standard wall cabinets
- Includes two 1/2" acrylic shelves polished edge all four sides and ten adjustable shelf clips

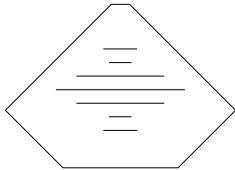
APC
MI
☆ RD
ID

Glass Shelf Kits


(price book pg. J3)



GSK



GSOWAK



GSKWZ

- GSK9
- GSK12
- GSK15
- GSK18
- GSK21
- GSK24
- GSK27
- ◆ GSK30
- ◆ GSK33
- ◆ GSK36
- ◆ GSK39
- ◆ GSK42
- ◆ GSK45
- ◆ GSK48
- ▲ GSK1815
- ☆ GSK1218
- ☆ GSK1518
- ☆ GSK1818
- ☆ GSK1221
- ☆ GSK1521
- ☆ GSK1821
- ☆ GSK2124
- (also fits Entertainment End Units)

For Peninsula Wall Angle

- ☆ GSKPWA
- For Wall Angle
- ☆ GSKWA24
- ☆ GSKWA27
- For Easy Reach
- ☆ GSKWZ21
- ☆ GSKWZ24

For cabinets with increased depth

- GSK9 •ID15
- GSK12 •ID15
- GSK15 •ID15
- GSK18 •ID15
- GSK21 •ID15
- GSK24 •ID15

For cabinets with beaded or v-groove back

- ☆ VGSK9
- ☆ VGSK12
- ☆ VGSK15
- ☆ VGSK18
- ☆ VGSK21
- ☆ VGSK24
- ☆ VGSK27
- ☆ VGSK30
- ☆ VGSK33
- ☆ VGSK36
- ☆ VGSK39
- ☆ VGSK42
- ☆ VGSK45
- ☆ VGSK48
- ☆☆ VGSK1218
- ☆☆ VGSK1518
- ☆☆ VGSK1818
- ☆☆ VGSK1221
- ☆☆ VGSK1521
- ☆☆ VGSK1821
- ☆☆ VGSKWA24
- ☆☆ VGSKWA27
- ☆☆ VGSKWZ21
- ☆☆ VGSKWZ24

For cabinets with beaded or v-groove back and increased depth

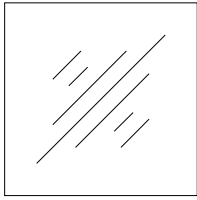
- ☆☆ VGSK9 •ID15
- ☆☆ VGSK12 •ID15
- ☆☆ VGSK15 •ID15
- ☆☆ VGSK18 •ID15
- ☆☆ VGSK21 •ID15
- ☆☆ VGSK24 •ID15
- ◆ Cannot be used with W3030 BUTT, W3630 BUTT or any open cabinets 30" or wider. A center stile is needed for support.
- ▲ Three shelves per kit
- ☆ **Not** available in Reduced Depth (RD)
- ☆ **Not** available in Morristown

APC
MI
☆ RD
ID

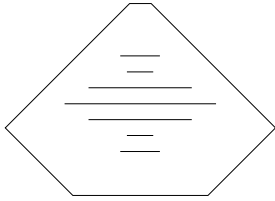
- Fits peninsula and standard wall cabinets
- Includes two 1/4" glass shelves polished edge all four sides and twelve glass shelf rests
- Glass shelves cannot be field installed in a WA 24" high; the opening is **not** large enough
- Tempered glass

Adjustable Glass Shelf Kits


(price book pg. J3, J4)



AGSK



AGSKWA



AGSKWZ

AGSK12

AGSK15

AGSK18

AGSK21

AGSK24

AGSK27

◆ AGSK30

◆ AGSK33

◆ AGSK36

◆ AGSK39

◆ AGSK42

◆ AGSK45

◆ AGSK48

▲ AGSK1815

☆ AGSK1218

☆ AGSK1518

☆ AGSK1818

☆ AGSK1221

☆ AGSK1521

☆ AGSK1821

☆ AGSK2124

For Peninsula Wall Angle

☆ AGSKPWA

For Wall Angle

☆ AGSKWA24

☆ AGSKWA27

For Easy Reach

☆ AGSKWZ24

For cabinets with increased depth

AGSK12 •ID15

AGSK15 •ID15

AGSK18 •ID15

AGSK21 •ID15

AGSK24 •ID15

For cabinets with beaded or v-groove back

※ AVGSK12

※ AVGSK15

※ AVGSK18

※ AVGSK21

※ AVGSK24

※ AVGSK27

※◆ AVGSK30

※◆ AVGSK33

※◆ AVGSK36

※◆ AVGSK39

※◆ AVGSK42

※◆ AVGSK45

※◆ AVGSK48

※☆ AVGSK1218

※☆ AVGSK1518

※☆ AVGSK1818

※☆ AVGSK1221

※☆ AVGSK1521

※☆ AVGSK1821

※☆ AVGSKWA24

※☆ AVGSKWA27

※☆ AVGSKWZ24

For cabinets with beaded or v-groove back and increased depth

※ AVGSK12 •ID15

※ AVGSK15 •ID15

※ AVGSK18 •ID15

※ AVGSK21 •ID15

※ AVGSK24 •ID15

◆ Cannot be used with W3030 BUTT, W3630 BUTT or any open cabinets 30" or wider. A center stile is needed for support.

▲ Three shelves per kit

☆ **Not** available in Reduced Depth (RD)

※ **Not** available in Morristown

APC
MI
RD
ID

- Fits peninsula and standard wall cabinets
- Includes two 1/4" glass shelves polished edge all four sides and ten adjustable shelf clips
- Glass shelves cannot be field installed in a WA 24" high; the opening is **not** large enough
- Tempered glass

Replacement Shelving—Walls

(price book pg. J4)

For 12" deep Wall

WS912

WS1212

WS1512

WS1812

WS2112

WS2412

WS2712

WS3012

WS3312

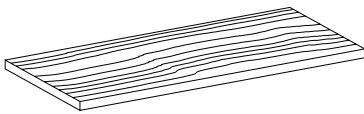
WS3612

☆ WS3912

☆ WS4212

☆ WS4512

☆ WS4812



For 12" deep Peninsula Wall

PWS912

PWS1212

PWS1512

PWS1812

PWS2112

PWS2412

PWS2712

PWS3012

PWS3312

PWS3612

☆ PWS3912

☆ PWS4212

☆ PWS4512

☆ PWS4812

For Wall Microwave

MWCS2718

MWCS3018

MWCS2721

MWCS3021

For Wall Angle

WAS24

WAS27

For Peninsula Wall Angle

PWAS24

For Wall Corner Angle

WCAS1212

For Wall Dome Top

WDTS18

For Wall End Corner

WECS1212

For Wall Easy Reach

WEZRS21

WEZRS24

WEZRS36

WEZRS2421

For Peninsula Wall Easy Reach

PWEZRS24

For Wall Multi-Storage Pantry

WMSPBS36

For Wall Open Easy Reach

WOEZS924

WOEZS1224

For Wall Refrigerator

WRS1824

WRS2124

WRS2424

WRS2724

WRS3024

WRS3324

WRS3624

☆ WRS3924

For Wall Z-Angle

WZAS1212

☆ **Not** available in Increased Depth (ID)

APC
MI
RD
ID

- 3/4" interior Viraguard two sides
- Edgebanded one long edge—two edges for peninsula
- Size fits interior of cabinet listed
- Maximum Increased Depth (ID) for peninsula wall shelving is 15"
- Includes one shelf
- See Hardware section of this book for shelf clips

Adjustable Replacement Shelving—Walls

(price book pg. J4)

For 12" deep Wall

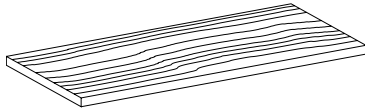
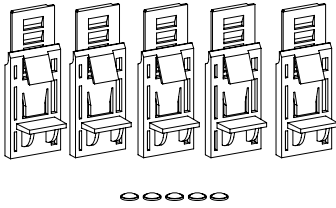
- AWS1212**
- AWS1512**
- AWS1812**
- AWS2112**
- AWS2412**
- AWS2712**
- AWS3012**
- AWS3312**
- AWS3612**
- ☆ **AWS3912**
- ☆ **AWS4212**
- ☆ **AWS4512**
- ☆ **AWS4812**

For 12" deep Peninsula Wall

- APWS1212**
- APWS1512**
- APWS1812**
- APWS2112**
- APWS2412**
- APWS2712**
- APWS3012**
- APWS3312**
- APWS3612**
- ☆ **APWS3912**
- ☆ **APWS4212**
- ☆ **APWS4512**
- ☆ **APWS4812**

- 3/4" interior Viraguard two sides
- Edgebanded one long edge—two edges for peninsula
- Size fits interior of cabinet listed
- Includes one shelf
- Includes five adjustable shelf clips and five slip resistant pads
- Maximum Increased Depth (ID) for peninsula wall shelving is 15"

●	APC
●	MI
●	RD
☆	ID



For Peninsula Wall Angle

APWAS24

For Wall Angle

AWAS24

AWAS27

For Peninsula Wall Easy Reach

APWEZRS24

For Wall Easy Reach

AWEZRS24

AWEZRS36

- ☆ **Not** available in Increased Depth (ID)

Replacement Shelving—Curved

(price book pg. J4)

For BEC-CDO

BECCDOS24

For EZR-CDO

EZRCDOS36

For WA-CDO

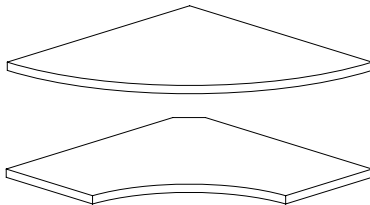
WACDOS24

For WEC-CDO

WECCDOS12

- 3/4" interior Viraguard two sides
- Edgebanded one long edge
- Size fits interior of cabinet listed
- Includes one shelf
- See Hardware section of this book for shelf clips
- **Not** available in Morristown; Melrose and Brockton are plain sawn wood

●	APC
●	MI
●	RD
●	ID



Replacement Shelving—Base

(price book pg. J4, J5)

For 18" deep Base

BS1218
BS1518
BS1818
BS2118
BS2418
BS2718
BS3018

 For 21" deep Base
BS1221
BS1521
BS1821
BS2121
BS2421
BS2721
BS3021

For 24" deep Base

BS924
BS1224
BS1524
BS1824
BS2124
BS2424
BS2724
BS3024
BS3324
BS3624
BS3924
BS4224
BS4524
BS4824

For 24" deep Peninsula Base

PBS1224
PBS1524
PBS1824
PBS2124
PBS2424
PBS2724
PBS3024
PBS3324
PBS3624
PBS3924
PBS4224
PBS4524
PBS4824
 For Range Base
BS2427
BS2727
BS3027
BS3327
BS3627
BS3927
BS4227
BS4527
BS4827

For Base End Angle

BEAS1224

For Base End Corner

BECS2424

For Base Island End Cabinet

BIECS36

BIECS42

BIECS48

For Easy Reach

BEZRS33

BEZRS36

EZRS3633

For Peninsula Easy Reach

PEZRS33

PEZRS36

For Lazy Susan Angle

LSAS36

For Base Multi-Storage Pantry

MSPBS36

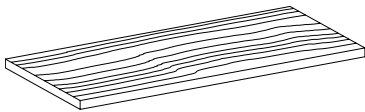
For Peninsula Base

PBAS36

For Base Z-Angle

BZAS1224

● APC
 ● MI
 ● RD
 ID



- 3/4" interior Viraguard two sides
- Edgebanded one long edge—two edges for peninsula
- Size fits interior of cabinet listed
- Includes one shelf
- See Hardware section of this book for shelf clips

Replacement Shelving—Entertainment

(price book pg. J5)

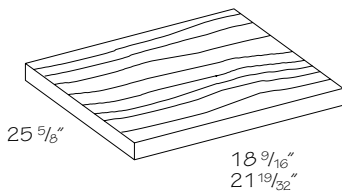
For ECCU39

ECCUS39

For ECCU45

ECCUS45

- 3/4" matching wood veneer two sides
- Edgebanded one long edge
- Size fits interior of cabinet listed
- Includes one shelf
- See Hardware section of this book for shelf clips



◆ APC
 ◆ MI
 RD
 ID

Replacement Shelving—Vanity

(price book pg. J5)

For Mirror Cabinet

MCS17

MCS24

For Tri-View

TVS24

TVS30

TVS36

TVS48

For Vanity Mirror Angle

VMAS12

For Vanity Wall

VWS12

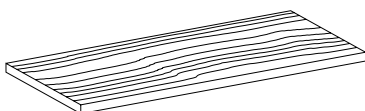
VWS15

For Vanity Wall Boutique

◆ **WSVWB24**

◆ 3/4" interior Viraguard two sides

- 1/2" interior Viraguard two sides
- Edgebanded one long edge
- Size fits interior of cabinet listed
- Includes one shelf
- See Hardware section of this book for shelf clips



● APC
 ● MI
 RD
 ID