

# Textured Glass

## Construction Options and Modifications

Textured glass includes a variety of patterns that create a translucent view of objects stored behind the door. The shapes and colors of objects remain visible, but their lines are diffused.


Textured glass is available in most door styles, in sizes from 12" wide and up to 54" high

Glass inserts are ordered individually. Place quantity before order code. See examples for individual items

Material dimensions may be nominal based on lumber industry standards.

Specifications subject to change without notice.

<b>1</b>	<b>RAV</b>	<b>2</b>
quantity	code	height



### Cascade

(price book pg. K24)

12"-30"H

**1CAS1**

**2CAS1**

**3CAS1**

**4CAS1**

36"-54"H

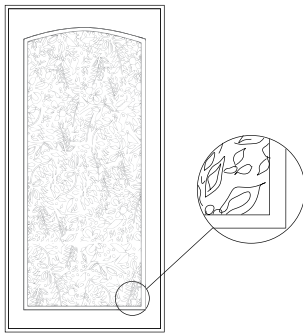
**1CAS2**

**2CAS2**

**3CAS2**

**4CAS2**

- Clear tempered glass with 1/2" wide vertical reeds
- Example: W1842R-1CAS2



### Chantilly

(price book pg. K24)

12"-30"H

**1CHY1**

**2CHY1**

**3CHY1**

**4CHY1**

36"-54"H

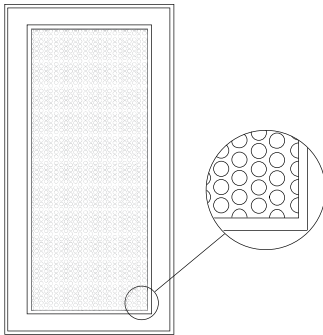
**1CHY2**

**2CHY2**

**3CHY2**

**4CHY2**

- Obscure Chantilly lace patterned tempered glass
- Example: W3030-2CHY1



### Dolace

(price book pg. K24)

12"-30"H

**1DOL1**

**2DOL1**

**3DOL1**

**4DOL1**

36"-54"H


**1DOL2**

**2DOL2**

**3DOL2**

**4DOL2**

- Obscure tempered glass with a uniform pebble pattern
- Example: W1830L-1DOL1



### Modern Textured Insert

(price book pg. K24, L3)

12"-30"H

**1MRT1**

**2MRT1**

**3MRT1**

**4MRT1**

36"-54"H

**1MRT2**

**2MRT2**

**3MRT2**

**4MRT2**

- Clear film laminated between pieces of textured obscured clear glass with droplet (seeded) impressions throughout
- Available in full overlay door styles only
- Available in Cherry and Maple door styles only
- Example: W1830L-1MRT1



### Moire

(price book pg. K24)

12"-30"H

**1MO11**

**2MO11**

**3MO11**

**4MO11**

36"-48"H


**1MO12**

**2MO12**

**3MO12**

**4MO12**

- Coarse pebbled glass
- Example: PW3042-4MO12



### Ravenna

(price book pg. K24)

12"-30"H

**1RAV1**

**2RAV1**

**3RAV1**

**4RAV1**

36"-54"H

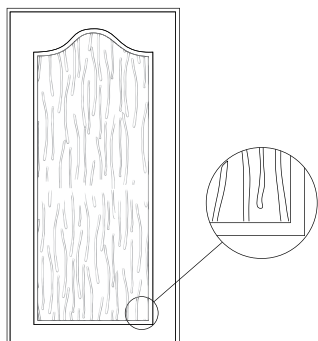
**1RAV2**

**2RAV2**

**3RAV2**

**4RAV2**

- Clear tempered "spider web" glass duplicating the look of antique hand blown glass
- Example: W1830L-1RAV1



### Styx

(price book pg. K24)

12"-30"H

**1STY1**

**2STY1**

**3STY1**

**4STY1**

36"-54"H


**1STY2**

**2STY2**

**3STY2**

**4STY2**

- Obscure patterned tempered glass
- Example: W3636-2STY2



### Vauxhall

(price book pg. K24)

12"-30"H

**1VAU1**

**2VAU1**

**3VAU1**

**4VAU1**

36"-54"H

**1VAU2**

**2VAU2**

**3VAU2**

**4VAU2**

- Obscure tempered glass with 1/8" wide vertical reeds
- Example: W1830R-1VAU1



Remember, matching interior is **not** standard when attaching glass doors to a cabinet. We highly recommend upgrading to matching interior.